

# STRATEGIC GLOBAL FUND

ARSN 613 886 392 APiR OMF0027AU

MONTHLY UPDATE

April 2022

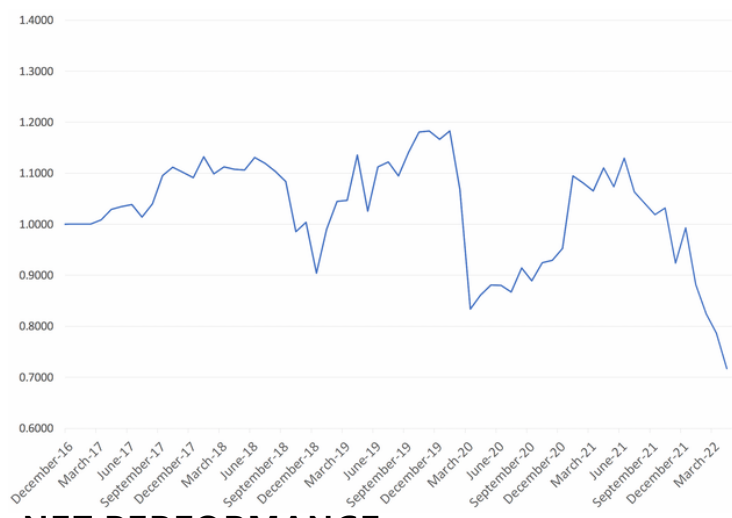
## FUND FACTS

Structure	Global Equity Fund
Fund Manager	JBS Investments
Currency	AUD, Unhedged
Unit Valuation	Monthly
Minimum Investment	\$20,000
Investment Strategy	Event Driven Global Value
Distribution Frequency	Annually at 30 June

## FUND FEATURES

- Specialised Global Equity Fund
- Invests Globally in Strong, Dominant Businesses with Sustainable Competitive Advantages
- Benchmark Unaware
- Relatively Concentrated Portfolio
- Maintains Long-Term Investment Horizon

## PERFORMANCE CHART



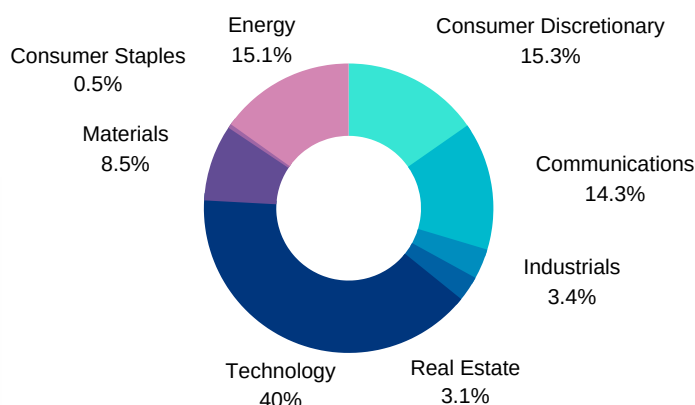
## NET PERFORMANCE

1 Month	-8.87%
3 Months	-18.68%
6 Months	-30.55%
1 year	-35.14%

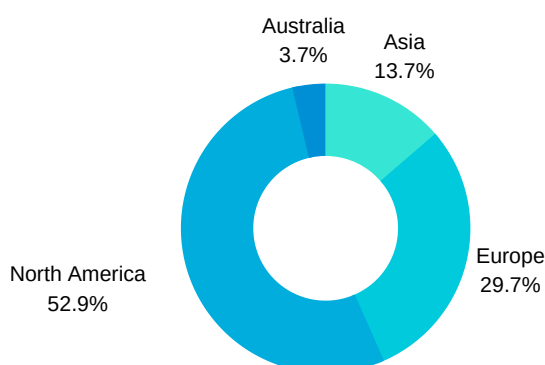
## TOP TEN HOLDINGS

Company	Sector
Universal Music Group	Communication Services
Evolution Gaming	Consumer Discretionary
Rumbleon	Consumer Discretionary
Capricorn Energy	Energy
Peabody Energy	Energy
Serica Energy	Energy
Turquoise Hill Resources	Materials
Digital Turbine	Technology
Kaspi Global	Technology
Vizio	Technology

## INDUSTRY EXPOSURE



## GEOGRAPHICAL EXPOSURE



WARNING - The information given by Strategic Global Fund is general information only and is not intended to be advice. You should therefore consider whether the information is appropriate to your needs before acting on it, seeking advice from a financial adviser or stockbroker as necessary.

DISCLAIMER - The responsible entity for the Fund is One Managed Investment Funds Limited (ACN 117 400 987) (AFSL 297042) ("OMIFL"). The information contained in this document was not prepared by OMIFL but prepared by other parties. All of the commentary, statements of opinion and recommendations contain only general advice and have not taken into account your personal circumstances. This report contains general financial product advice only. Any investment in the Strategic Global Fund or OMIFL products need to be made in accordance with and after reading the Product Disclosure Statement (PDS) and Additional Information Booklet (AIB) dated 27 June 2019 and the TMD dated 1 October 2021, available at [www.sgf.com.au](http://www.sgf.com.au). Investors should consider the PDS and AIB before deciding whether to invest in the Fund or continue to hold units in the Fund. The opinions, advice, recommendations and other information contained in this report, whether express or implied, are published or made by JBS Investments Australia Holdings Limited (JBS) in good faith in relation to the facts known at the time of preparation. Information is current as at 22 July 2022. Past performance is not indicative of future performance. Limitation of liability: Whilst all care has been taken in preparation of this report, to the maximum extent permitted by law, neither JBS or OMIFL will be liable in any way for any loss or damage suffered by you through use or reliance on this information. JBS and OMIFL's liability for negligence, breach of contract or contravention of any law, which cannot be lawfully excluded, is limited, at JBS's option and to the maximum extent permitted by law, to resupplying this information or any part of it to you, or to paying for the resupply of this information or any part of it to you.